


REDISCOVER
ROYAL PARK
BECOME A PARK LOVER



Explore the gem that is Royal Park



ROYAL PARK PROTECTION
GROUP Inc

Preserving and Protecting Royal Park for current and
future generations

www.royalparkprotect.com.au



The Native Garden

This is a show piece garden for native plants. A wonderful area with trees, flowers and lawn. Corner of Royal Parade and Gatehouse Street. Historic Walmsley House is on the edge of the garden.



Burke and Wills monument

The cairn marks the start of their ill-fated expedition in 1860 to the Gulf of Carpentaria. Located near the corner of Macarthur Rd and The Avenue.

Thousands of people farewelled the expedition as it left Royal Park to cross the unknown inland of Australia from South to North. All but one perished on the return journey.



The Circle

This wonderful open space has great views of the city in the peace and quiet of the bush. Great for stargazing. See birds, walk your dog, go for a jog, let your children run free. Many paths lead from the circle allowing you to walk through the trees.



Nature Play

A place for children to climb rocks and ropes. Experience the unique qualities of the indigenous landscape. Located at the corner of Flemington Rd and Gatehouse Street.



ROYAL PARK Melbourne's only bushland park. So close to the city.

Great for bush picnics. Open space for children to run free.



The Wetlands

A magical peaceful place to relax and see many lovely birds. Located in Manningham Street, West Parkville.




Ross Straw Field

Ross Straw field is near the wetlands and when the oval is clear the galahs enjoy the seeds. It is surrounded by lovely treed areas.



The Zoo

The zoo is located in the park. Lots of great exhibits. Well serviced by tram and train. The butterfly house is wonderful. Visit the park opposite for a bush experience.



Our Royal Park


Whether you cycle, run, walk through or just sit and relax, Royal Park is a wonderful place.



**ROYAL PARK: Do take the time to rediscover it. Our parks are precious.
Please help us preserve Royal Park for future generations.**



ROYAL PARK



Royal Park is a 188ha park which is located close to the northern edge of Melbourne's city centre and forms part of the network of open parklands that characterises the city and inner suburbs.

The centre of the park accommodates the Royal Melbourne Zoological Gardens. Royal Park comprises large open spaces for passive and informal recreation, areas of native and indigenous vegetation including grassland, open woodland and wetland habitats, historic buildings and monuments, and areas for sporting activities, including ovals, buildings and other facilities.

Royal Park was an integral element in Lieutenant-Governor Charles La Trobe's vision, from the mid-1840s, of Melbourne as a city surrounded by extensive public parklands, which were considered to be vital to the health and wellbeing of the inhabitants. The site was part of the large area of land north of the city reserved for public purposes in 1845, and La Trobe personally identified the boundaries of the future park on the day of his departure from the colony in 1854. By the time the park was gazetted in 1876 it had been reduced in size by residential development.

Royal Park has been appreciated as a place of beauty since the arrival of European settlers, and this is evident in writings and artworks. Throughout its history there has been ongoing concern for its preservation, and despite various excisions the reserve has remained relatively unchanged in size since 1876. The retention and replanting of much indigenous vegetation is a feature of Royal Park and in 2010 the City of Melbourne won national recognition for its implementation of the 1984 Master Plan which helped preserve and develop the natural landscape so close to the city centre.

– extract from Heritage Victoria Feb 2014



ROYAL PARK PROTECTION GROUP



WHO ARE WE?

Royal Park Protection Group was established in 1996 to protect, regenerate and conserve the Royal Park as a unique, indigenous, central city park for present and future generations.

To Oppose alienation of parkland by government, commercial, sporting and other bodies to:-

To Ensure development consistent with principles of the 1987 Royal Park Master Plan, and provide –

- Public access consistent with the terms of the establishment of the Royal Park.

We also take part in community plantings, restoration plantings and provide input to proposed developments and maintenance for the park.

Do join us in preserving this wonderful park for future generations

Visit our website www.royalparkprotect.com.au or email royalparkprotect@gmail.com.au